




# Plant Risk Assessment – Excavator

All OHS, Environmental & Quality risks associated with plant operating on projects & workplaces must be assessed & have controls allocated in accordance with the Hierarchy of Control in this Plant Risk Assessment. This document contains a list of prompt points to assist in identifying hazards of this item of plant. Additional points may be identified in the plant specific OEM manual. Each prompt point shall be assessed against different lifecycle phases of the plant, including delivery, loading, unloading operation, maintenance service and inspections. Controls and responsibility for applying the management method shall be recorded. This document is to be reviewed by the project leader or the site/plant manager, and direct supervisor of the plant item. The scoring system provides a tool to measure the perceived level of risk. Any activity with a residual risk rating >=13 Unacceptable must be abandoned and safer alternative solution found and re-assessed. The findings of this Plant Risk Assessment must be communicated to all stakeholders involved in operation of the plant item, and used when developing and subsequent review of the SWMS's for the item.

<b>Company Name:</b> Harrington Bobcat Hire Pty Ltd	<b>Address:</b> 26 Beach St Kippa Ring Q 4021	<b>ABN:</b> 53 055 988 915
---	---	----------------------------

## PROJECT DETAILS

<b>PROJECT:</b>		<b>PLANT TYPE:</b> EXCAVATOR	 <p>Harrington Bobcat Hire Pty Ltd          PO Box 337 Kippa Ring Q 4021          t: 0411 746 644          e: office@harringtonbobcats.com.au</p>
<b>JOB ADDRESS:</b>		<b>MAKE/MODEL:</b>	
<b>JOB DESCRIPTION:</b>	HIGH RISK ACTIVITY – EXCAVATIONS AS DIRECTED	<b>SERIAL NO:</b>	
<b>PERIOD OF TIME:</b> (MAX 12 MONTHS)		<b>APPROVED BY:</b> Peter Harrington Director	
<b>RELEVANT WORKERS MUST BE CONSULTED IN THE DEVELOPMENT, APPROVAL AND COMMUNICATION OF THIS PLANT RISK ASSESSMENT</b>		<b>SIGNATURE:</b>	
<b>PERSON INVOLVED WITH WORKS:</b>	MACHINE OPERATOR	<b>DATE:</b> 22 March 2023	

<b>REVIEWED BY PRINCIPAL CONTRACTOR</b>	
<b>PRINCIPLE CONTRACTOR NAME AND POSITION</b>	 <b>Peter HARRINGTON</b> <i>Principal</i>
<b>DATE:</b> 22/3/23.	<b>CONTACT PHONE NUMBER:</b> 0411746644
<b>PRINCIPLE CONTRACTOR SIGNATURE:</b>	



Application:	Probability (Likelihood):	Consequence:
OHS Environment Quality	5 = Almost certain 4 = Probable 3 = Moderate 2 = Unlikely 1 = Rare 5 = Almost certain 4 = Probable 3 = Moderate 2 = Unlikely 1 = Rare	5 = Multiple/Singular Fatality 4 = Nonfatal but permanent damage 3 = Damaged no return to work (LTI) 2 = Damaged return to work restricted duties (MTI) 1 = Damaged immediate return to work (FAI) 5 = Reputation 4 = Future work 3 = Wide spread 2 = Local 1 = Insignificant 5 = Failure 4 = Long term defect 3 = Major cost 2 = Minor 1 = Acceptable

**1 - 6 Acceptable**

**7 - 12 Acceptable with strict Control Measures or Short Duration**

**13 - 25 Unacceptable**

### HIERARCHY OF CONTROLS



**Note:** The above 'Hierarchy of Controls' must be considered and applied as part of the risk assessment process. Where **ELIMINATION** cannot be reasonably applied then, **SUBSTITUTION, ENGINEERING, ADMINISTRATION & PPE** can be considered as preferred controls in descending order.

No.	Application	Process	Potential safety, environmental & quality hazards (what can go wrong)	Initial Risk Rating			Control Measures	Risk Rating After Controls			Person Responsible (To ensure Management Method is applied)	
				C x	P =	R		C x	P =	R		
1.	OHS		Are there any human energy hazards through posture, repetitive movements, strained movements or awkward position?	No			Ensure seat is suitably adjusted and in good condition. Regular rest breaks should be taken. Where possible operators should be rotated for prolonged tough digging. Operate machine in seated position only.				Operator	
2.	OHS ENV		Are there operating control hazards for the plant (e.g. control function not identified, shape or colour inappropriate, difficult to understand)	No			Labels and controls should be maintained and in a clean and serviceable condition at all times				Operator	
3.	OHS		Can any person slip while ascending or descending the plant?	Yes	2	2	4	Plant must be parked on suitable flat ground; plant engine must not be operational whilst being accessed. Plant must Use handholds and non-slip steps; maintain three points of contact at all times. Always face plant during access and departure. Never carry objects in hand during access	1	1	2	Operator

No.	Application	Process	Potential safety, environmental & quality hazards (what can go wrong)	Initial Risk Rating			Control Measures	Risk Rating After Controls			Person Responsible (To ensure Management Method is applied)
				C x	P =	R		C x	P =	R	
4.	OHS	Can any person fall from the plant?	Yes	2	2	4	Operate machine in seated position. Seat belt must be worn during operation. Non-slip steps and footings must be in place. Use handholds and non-slip steps. Maintain three point of contact. Floors to remain free from damage and debris whilst in use.	1	2	2	Operator
5.	OHS	Can any person be struck by a load falling or by uncontrolled lowering or movement	Yes	2	4	8	Never lift or swing bucket above anyone or over machines. Operator must not exceed boom rated capacity at any time during operation. Beepers, horns and flashing lights must be used whilst plant is operational. Brakes must be operational and daily prestart completed prior to operation.	1	4	4	Operator
6.	OHS	Can any person be struck by an object or material falling	Yes	2	4	8	R.O.P.S. certified compliant with AS2294 for all earthmoving equipment.	1	4	4	Operator
7.	OHS	Can the plant collide with people, other plant or fixed objects?	Yes	2	2	4	Supervised plant to ensure that safe working clearance zone applies	1	1	1	Operator
8.	OHS	Can the plant rollover or become unstable?	Yes	2	1	2	Ensure level workplace area at all times	1	1	1	Operator
9.	OHS	Can anyone be struck or impaired by objects or fragments ejected from the plant?	Yes	2	3	6	Plant must be clearly identifiable to nearby pedestrians. Exclusion zones and or barriers should be used. Work area should be clear of any pedestrians.	1	3	3	Operator
10.	OHS ENV	Can any person be harmed by the energy of fluid under pressure? (e.g. hydraulic fluid, compressed air, high pressure water)	Yes	2	4	8	Plant must be maintained as per manufacturer's manual and repairs carried out by qualified persons. Inspection of hoses and protections system should be conducted regularly to ensure hoses are free from damage	1	3	3	Operator

No.	Application	Process	Potential safety, environmental hazards & quality hazards (what can go wrong)	Initial Risk Rating			Control Measures	Risk Rating After Controls			Person Responsible (To ensure Management Method is applied)
				C x	P =	R		C x	P =	R	
11.	OHS	Are all attachments compatible with the plant? (e.g. quick hitchers, lifting points, lifting devices)	Yes	1	2	2	Made to fit with safety pins in use	1	1	1	Operator
12.	OHS	Can anyone come in contact with moving parts?	Yes	2	4	8	Ensure moving parts have guards and have clear legible hazard labels and can easily be seen during plant operation. By-standers should be kept clear of work area and moving parts.	1	2	2	Operator
13.	OHS	Can any shearing occur? (e.g. between moving parts)	Yes	2	3	6	Moving parts must be clearly labelled and easily seen at all times. Guards must not be removed whilst engine is running.	1	3	3	Operator
14.	OHS	Can vibration cause harm, through indirect contact or plant becoming unstable?	Yes	2	2	4	Ensure plant is regularly maintained by qualified persons and daily pre-start checks must be carried out.	1	2	2	Operator
15.	OHS	Can friction occur that will harm any person?	Yes	2	3	6	PPE equipment must be worn during operation and maintenance. Guards must be fitted to moving parts. Maintenance should only be carried out once plant has cooled. Avoid heat contact with pressurised lines. Flammable materials must be clearly labelled at all times.	1	3	3	Operator
16.	OHS	Can the plant come into contact with overhead powerlines?	Yes	2	2	4	Supervised assessment of area whilst operating. Plant should not load closer than 3m to electrical hazards.	1	1	1	Operator
17.	OHS	Can the plant come into contact with underground services? (e.g. electrical, gas, telecom, water)	Yes	4	1	4	Work permits with all services detailed prior to commencing with a spotter. PPE must be worn when working with services.	1	1	1	Operator


No.	Application	Process	Potential safety, environmental hazards & quality (what can go wrong)	Initial Risk Rating			Control Measures	Risk Rating After Controls			Person Responsible (To ensure Management Method is applied)
				C x	P =	R		C x	P =	R	
18.	OHS	Can the plant create an electrical hazard? (e.g. poor insulation, poor earthing, contact with electrical contractors)	Yes	2	4	8	Plant must be regularly maintained by qualified persons and free from potential hazards e.g. fuel and oilleaks and overheating. Batteries should be fitted with sturdy covers that allow for adequate ventilation.	1	4	4	Operator
19.	OHS	Can any person come into contact or be harmed by extremes of temperature? (e.g. flame, heat or cold)	Yes	2	3	6	By-standers must be kept clear of work area. Maintenance should be carried out only once engine has cooled. PPE must be worn during maintenance. Ensure plant is regularly maintained by qualified persons and daily pre-start checks must be carried out.	1	3	3	Operator
20.	OHS	Can operating, inspecting or maintaining the plant expose any person to weather extremes? (e.g. heat, cold, humidity, wet)	Yes	2	3	6	Appropriate controls must be worn e.g. Hat, sunscreen, dust mask	1	3	3	Operator
21.	OHS ENV	Can fumes or vapours or exhaust affect the operator or persons nearby? (e.g. in basements and poorly ventilated areas)	Yes	2	2	4	Correct ventilation and fume reduction equipment to be set prior to commencing work. Avoid contact with hazardous substances.	1	1	1	Operator
22.	OHS ENV	Are there any other chemical hazards? (e.g. leaks splashes from the plant item or the workplace)	No								
23.	OHS	Does the plant emit radiation? (e.g. welding, electromagnetic rays, x-rays, microwaves, ultra violet, infrared, lasers)	No								
24.	OHS ENV	Can noise from the plant damage the operator or those nearby? (noise levels of the plant must be known)	Yes	1	2	2	PPE must be worn whilst plant is operational. By-standers/workers within 3m should wear hearing protection.	1	1	1	Operator

No.	Application	Process	Potential safety, environmental hazards & quality hazards (what can go wrong)	Initial Risk Rating			Control Measures	Risk Rating After Controls			Person Responsible (To ensure Management Method is applied)
				C	P	R		C	P	R	
25.	OHS ENV	Can operating, inspecting or maintaining the plant create dust that causes breathing hazards or decreased visibility?	Yes	2	3	6	PPE must be worn whilst plant is operational e.g. Dust mask where excessive dust is present, dust control measures should be implemented by Contractor. All mirrors and lighting must be clean and fully functional.	1	3	3	Operator
26.	OHS ENV	Can an explosion or fire occur? (e.g. from vapour, gas, emissions, dust, fuel)	Yes	2	4	8	Inspect and maintain machine on regular basis, daily prestart checks must be carried out. PPE must be worn. All plant must have tagged and tested fire extinguishers fitted.	1	4	4	Operator
27.	OHS ENV	Are there any local site hazards where the plant will be operating, maintained, serviced or inspected?	No								
28.	OHS	Will the plant be used for purposes (e.g. lifting) that require additional controls such as anti burst valves, weight gauges to be fitted?	No								
29.	OHS	Pre-Start check	Unplanned movement	3	2	6	Ensure the equipment is fundamentally stable i.e. chalk if necessary Ensure you have read & understood the control measures and emergency procedures on the MSDS for all oils and lubricants associated with the equipment. Carry out a 360 degree check around the equipment using the plant specific pre-start check sheet. Ensure all guards are fitted and serviceable Ensure pressure is released from all systems prior to checking the levels	1	1	1	Operator

No.	Application	Process	Potential safety, environmental & quality hazards (what can go wrong)	Initial Risk Rating			Control Measures	Risk Rating After Controls			Person Responsible (To ensure Management Method is applied)
				C x	P =	R		C x	P =	R	
30.	OHS	Start/Operate	Unplanned movement Entanglement Component failure Co2 emissions Slipping Shearing Falls from height Falling objects from height Rollover	3	3	9	<ul style="list-style-type: none"> <li>Never operate machinery unless you are trained &amp; competent to do so</li> <li>Prior to starting any machine you must have first received familiarisation training</li> <li>Prior to starting you must have read and understood the operator's manual</li> <li>Ensure all controls and levers are in neutral prior to starting</li> <li>Ensure the correct is worn as stated in the operators handbook and requirements</li> <li>Ensure equipment is started in a well ventilated area</li> <li>Ensure exhaust fumes are downwind of any bystanders</li> <li>Operators to ensure all access points are free from grease or any other contaminants.</li> <li>Never position yourself between moving objects</li> <li>Ensure any tools / materials are secured to the plant</li> </ul>	1	1	1	Operator
31.	OHS	Inspection	Unplanned movement Exposure to hazardous substances	2	2	4	<ul style="list-style-type: none"> <li>Ensure all pre start checks are carried out</li> <li>Ensure all levers are in neutral and pressure released</li> <li>Ensure equipment is either blocked pinned or braced as per manufacturer's instructions</li> <li>Ensure you have read &amp; understood the control measures and emergency procedures on the MSDS for all oils and lubricants associated with the equipment.</li> </ul>	1	1	1	Operator

No.	Application	Process	Potential safety, environmental hazards & quality hazards (what can go wrong)	Initial Risk Rating			Control Measures	Risk Rating After Controls			Person Responsible (To ensure Management Method is applied)
				C X	P =	R		C X	P =	R	
32.	OHS ENV	Maintenance	Unplanned movement  Exposure to hazardous substances Environmental Dermatological	2	2	4	<ul style="list-style-type: none"> <li>Ensure all pre start checks are carried out</li> <li>Ensure all levers are in neutral and pressure released</li> <li>Ensure equipment is isolated and either blocked, pinned or braced as per manufacturer's instructions &amp; guidelines</li> <li>Ensure you have read &amp; understood the control measures and emergency procedures on the MSDS for all oils and lubricants associated with the equipment.</li> <li>Use drip trays</li> <li>Report and clean up spills immediately</li> <li>Use jugs and funnels to prevent spillages</li> <li>Use gloves and/or barrier creams</li> <li>Wash hands before hand to mouth contact i.e. eating drinking or smoking</li> <li>Change work clothing if contacted with oils &amp; lubricants</li> <li>DO NOT refuel the motor while it is in running or hot.</li> <li>DO NOT refuel the motor in the vicinity of sparks, a naked flame or a person smoking.</li> <li>DO NOT refuel in confined areas without adequate ventilation</li> <li>DO NOT refuel from any container unless it is an approved storage container that is fitted with a pouring spout.</li> <li>Use a funnel</li> <li>Secure rammer in upright position for refuelling operation, preferably on purpose built trolley</li> </ul>	1	1	1	Operator
33.	OHS ENV	Re-fuelling	Fire & explosion	2	4	8	<ul style="list-style-type: none"> <li>Change work clothing if contacted with oils &amp; lubricants</li> <li>DO NOT refuel the motor while it is in running or hot.</li> <li>DO NOT refuel the motor in the vicinity of sparks, a naked flame or a person smoking.</li> <li>DO NOT refuel in confined areas without adequate ventilation</li> <li>DO NOT refuel from any container unless it is an approved storage container that is fitted with a pouring spout.</li> <li>Use a funnel</li> <li>Secure rammer in upright position for refuelling operation, preferably on purpose built trolley</li> </ul>	1	1	1	Operator

No.	Application	Process	Potential safety, environmental & quality hazards (what can go wrong)	Initial Risk Rating			Control Measures	Risk Rating After Controls			Person Responsible (To ensure Management Method is applied)
				C	P	R		C	P	R	
34.	OHS ENV	Storage	Unplanned movement Exposure to hazardous substances Environmental	2	2	4	<ul style="list-style-type: none"> <li>DO NOT over fill the fuel tank and avoid spilling petrol when refuelling. If spillage occurs, ensure that the area is dry before starting the motor.</li> <li>Replace the fuel tank cap securely after refuelling.</li> <li>Allow time for vapours to clear before starting motor.</li> <li>Make sure a fire extinguisher is nearby and fully charged.</li> <li>Ensure equipment is parked/stored on firm level ground</li> <li>Ensure equipment is secured to prevent unauthorised Use</li> <li>Ensure equipment is fundamentally stable to prevent any unplanned movement i.e. chalk</li> <li>Place drip tray under engine compartment</li> </ul>	1	1	1	Operator



**Plant / Equipment / Materials Used:**

**Personal Protective Equipment Used:**

Excavator	✓	Safety Helmet (as required)	✓
		Safety Boots	✓
		High visibility clothing Long Pants & Long Sleeves	✓
		Safety Glasses	✓
		Gloves (as required)	✓
		SPF 30+ sunscreen	✓
		Dust mask (as required)	✓

**Engineering Details / Approvals / Certificates**      **Certificate of Competency as required for prescribed work**  
**Applicable Class Drivers License (Driver)**

Maintenance Checks	Machine and vehicles – visual inspection prior to use and in accordance with manufacturer's instructions and recommendations Machine and vehicles – servicing and maintenance as per supplier's instructions and relevant Australian Standards.
--------------------	--

Training / Competencies / Qualifications to perform work	General Safety Induction Training (Construction Industry) Site Specific Inductions (as required) Certificate of Competency for prescribed work Competency displayed by operator / assessed – with operators manual Safe Work Method Statements and Safe Work Procedures Training Applicable Class Drivers License (Driver)
--	---




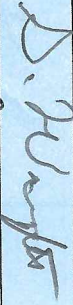





Relevant Legislation, Applicable Codes of Practice (OHS and Environmental)	<p>Old Workplace Health and Safety Act 2011 Environmental Protection Act 1994 Old Workplace Health and Safety Regulation 2011 Environmental Protection Regulation 2008 Managing Risks of Plant In The Workplace COP 2013 Environmental Protection Water, Noise, Air Waste Policies Excavation Work COP 2013 How To Manage Work Health &amp; Safety Risks 2011 Work Health and Safety Consultation, Co-operation and Co-ordination COP 2011</p>	<p>Electrical Safety COP 2010 Managing Noise &amp; Prevention of Hearing Loss COP 2011 Managing the Risks of Hazardous Chemicals in The Workplace Managing Risks of Falls at Workplaces COP 2011 Workplace COP 2013 First Aid in The Workplace COP 2014 Hazardous Manual Tasks COP 2011 Labelling of Workplace Hazardous Chemicals COP 2011</p>
--	--	---

Monitoring / Evaluation	<p>Measurement and evaluation will be an ongoing process performed principally by:</p> <ul style="list-style-type: none"> <li>On site monitoring by Operations Manager;</li> <li>Formal site safety inspections against pre-determined criteria;</li> <li>Formal incident investigations; and</li> </ul>
-------------------------	--

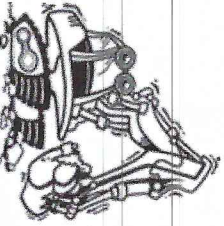
	<ul style="list-style-type: none"> <li>• Consultation with employees and contractors.</li> </ul>
Consultation & Communication	<ul style="list-style-type: none"> <li>• Harrington Bobcat Hire Pty Ltd actively consult with workers and subcontractors in the following forms:             <ul style="list-style-type: none"> <li>• Site visits by Supervisor, Operations Manager, Directors;</li> <li>• Staff meetings;</li> <li>• Correspondence to subcontractors;</li> <li>• Tool box talks used to induct employees and subcontractors;</li> <li>• Other forums as required.</li> </ul> </li> </ul>

**Declaration by Employees and Contractors**

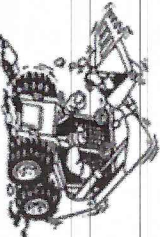
- We, the undersigned, acknowledge that:
- This plant risk assessment has been developed in consultation with us; and
- We have been trained in the contents of this plant risk assessment and are fully conversant with the safety procedures and precautions; and
- We will work in accordance with the procedures listed in the plant risk assessment

Name	Occupation (plant operator, labourer)	Years Experience	Signature	Date
Peter Harrington	Plant operator	42		22/3/23.
Matt Pite	Plant operator	8		28/3/23
Elton Harrington	Plant operator	10		23.
Simeon Wapcott	Plant / Struck	12		23.03.23.
Cliff Cooper	Plant operator,	30		23/3/23
Kim Hurst	Plant operator.	12.		28/3/23.
LUKE MCCALL	Plant operator	22.		28.3.23.
STEWART HARRINGTON	Plant operator	40.		28/8/23
ANTHONY HOBAN	Plant operator	22		29.3.23.

	Plant operation (Leasur <sup>er</sup> )		28/3/23
Zilby Lore	Plant operation		28/3/23
TAVIS YATES	Plant operation		29/3/23
Rob Smith.	Plant operation	Rob Smith	29/3/23
R			



**HBH**  
HARRINGTON BOBCAT & EXCAVATOR HIRE



HBH Risk Assessment Next Revision Date Mar 25

Page 12 of 12